

Year 3 Maths Everywhere – We're all going on a measure hunt!

Choose a target measurement. For example, 250g, 250ml or 25cm.

Gather items from the house (and garden) and sort them into groups that you predict are about 250g, 250ml or 25cm.

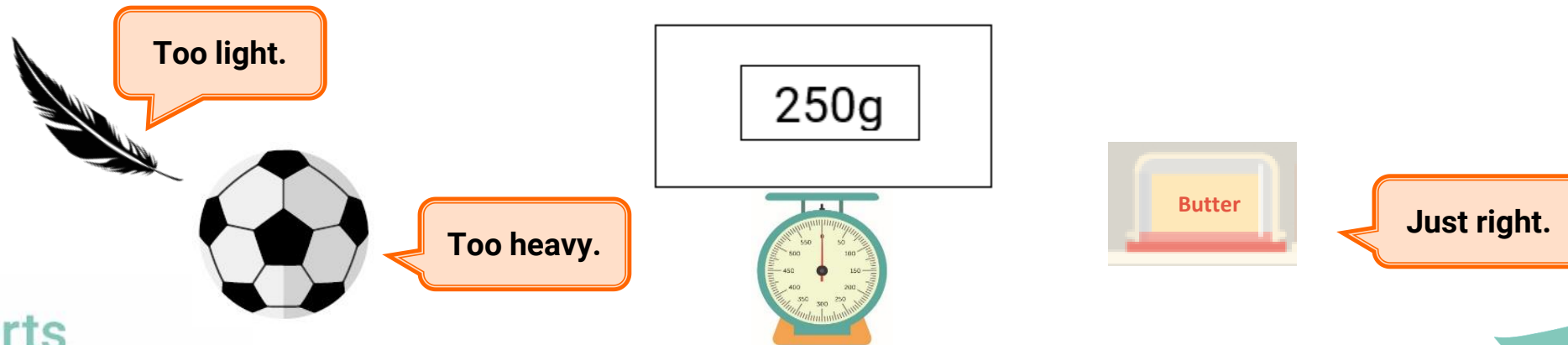
Work with a partner or ask someone to see how close you were to the target measure.

Try estimating 250g or 250ml by pouring rice or water into a container.

Measure your estimated amount. How close were you to the target measure?

Try again to see if you can get closer to the target this time.

Play the 'measure hunt' again with different measurements and include some that are very small such as 5mm, 15g or that hold 15ml.



Year 3 Maths Everywhere – Arranging the family

Make cards with names on them for each person in your household and maybe pets and favourite toys too! Place the cards on the table to show where everyone needs to sit.

How many days will it take for you to try every possible way of sitting at the table, if you changed the cards around every day?

What if everybody has to sit next to just one person who is different each day?


What if you can only change two places each day?

Draw a plan of the table at home on a piece of paper and record the different ways of changing places at the table.

Explain your approach to someone else and how you know that it is a different arrangement each time.

How will you know when you have found all the possibilities with no repeats?

Can you find a pattern between the number of guests and the number of ways you can sit around the table?



Year 3 Maths Everywhere – Nim

- Play this game with a partner.
- Choose one group of seven objects.
- These can be buttons, pencils, counters, marbles or anything that you can find.
- Take it in turns to take one or two items at a time.
- The winner is the person who makes the last move so that there is nothing left.
- Take it in turns to go first, play the game again and keep a running score.

Does it matter who goes first?

What strategies could you try?

What happens if you have a different amount of objects?

Does it matter if the amount of objects is odd or even?

Try with 21 objects where each player can take 1, 2 or 3 each go.



Year 3 Maths Everywhere – Times Tables Hopscotch

Draw a giant hopscotch grid outside and use a stone to throw, or draw a grid on paper and use a counter or a pasta shape to flick onto the grid.

Start with the numbers 0 to 12.

Choose a times table for the squares (like the picture that shows the 4 times table).

Jump or use your fingers to get to where the number that your counter/stone has landed. Then you multiply that number in your chosen times table.

You say the times tables and the multiple it represents.

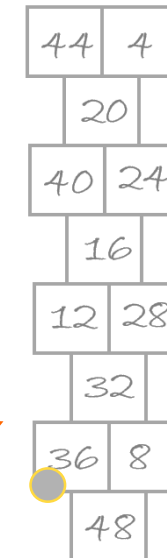
Change the numbers in the hopscotch to show the products and use division to say your answer (this picture shows how this could be done).

Play the game several times and practise the 2, 3, 4, 8 and 10 times tables.



$$6 \times 4 = 24$$

There are 6
fours in 24



36 divided by
4 is 9



Year 3 Maths Everywhere – Shape division?

Gather some lolly sticks, twigs or drinking straws.

Select a random number of sticks or straws and decide how many of the same shape that you can make. If there are remainders use them to create different shapes.



I think that I can make five hexagons with these and one quadrilateral.

I think that I can make seven quadrilaterals and one hexagon.

How many different shapes can you make?
Remember to name them.

