

Y2 Maths Everywhere – Collection Patterns

On a walk or in the garden, ask children to collect objects that they can used to make a pattern.

All members of the family can do the same.

- Make some repeating patterns.
- Describe the patterns: “My pattern goes stick, pebble, cone, stick, pebble, cone...”
- Talk about the repeating part and how many times it repeats. For example: “There are four lots of stick, pebble, cone.”
- Compare this with other patterns made.

Challenge children to make different repeating patterns and describe them.



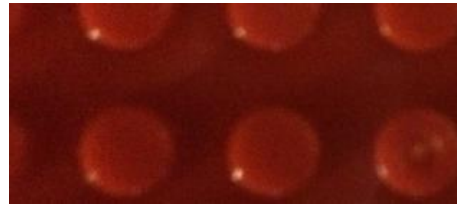
Y2 Maths Everywhere – Array hunt

An array is an arrangement of objects into equal rows.
This array shows two rows of three ice-lollies.

$$3 + 3 = 6$$



Here are some mystery arrays. Can your child work out what the array is of?



Go on an array hunt around your home and allow your child to take photos of some arrays such as egg boxes, muffin trays, chocolate boxes or tiles in the bathroom.

Talk about how many rows there are and how many in each row.
How many altogether?



Y2 Maths Everywhere – Meal Times

Ask children to help you serve food (which isn't hot).
Cut the cake into ...equal pieces.
How did you know that everyone has the same amount?



If I cut these two apples into quarters, how many pieces will I have?
How many people could have half an apple?

Ask child(ren) to pour the drink into three/four glasses so that everyone has the same amount.

Talk about thirds/quarters of all of the drink.

We each have a third/quarter of the drink.

Four quarters/three thirds is all of the drink.

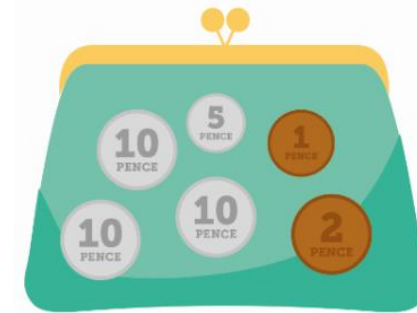
Here is one third of all of the drink. How much was all of the drink?



Y2 Maths Everywhere – Buying snacks

Provide children with a tray or purse with some coins.
Whenever they want a snack or drink, ask them to pay using one of the coins.

Make a price list with your child for favourite snacks and drinks.
Let them decide which snacks they should pay more for and ask them to record this.




Ask questions such as:

- Which coins are you are going to pay with?
- Why did you choose those coins?
- Is there another way you could have paid me using different coins?
- What change will you get if you give me 50p or £1?



Y2 Maths Everywhere – Time

1. Use a stopwatch and timer on a phone to set challenges. For example, Jump when you think the stopwatch has reached e.g. 10 seconds/30 seconds/1 minute.
2. I'll set the timer for 2 minutes – how many...
 - Star jumps can you do
 - Times can you write your name etc.
3. Regularly count around the clock in fives – five past, ten past, 15 minutes past, twenty past until half past and then 25 to, 20 to, 15 minutes to etc. until you reach the hour.
4. Ask children to predict the time. Check the clock.
How close were you?
What time will it be in five minutes?
What time was it five minutes ago?



Y2 Maths Everywhere – Buckets of coins

Fill a bucket up with water and place an object like a pebble at the bottom of it. Provide children with all coins except £1 and £2 coins. Challenge them to use eight coins and see if they can drop them one at a time into the bucket and hit the pebble.

Ask questions such as:

- If we added up all of the coins that hit the pebble how much would that be?
- If one more coin had hit/not hit the pebble, how much would that be?
- If we take out all of the coins that hit the pebble, how many coins are there left and how much money is that altogether?

Repeat but with only 2ps or 5ps or 10ps.

Help them count in twos, fives or tens to find out how much money hit the pebble/didn't hit the pebble.

